

Suspended Canopies

Suspended canopies provide shade and shelter from the weather while creating a powerful impression. An aluminum suspended canopy is pre-engineered for commercial use over a window or door, or as an entrance canopy. Suspended Canopies are durable, add an architectural design, and are available in many colors.

Fascia, Decking and Posts available in:

- ✓ **Extruded**
- ✓ **Roll Form**
- ✓ **Steel**



Extruded Fascia



**Pre-Engineered
Suspended Canopy**



**Extruded Fascia
With Offset**



**Dock Door Canopies
With Bull Nose Fascia**



Entrance Canopy



Architectural Canopy



**Roll Form Fascia
On Entrance Canopy**



**Curved Fascia
With Extruded Decking**



8" Extruded Fascia


For a FREE Estimate, call 901-368-4477 or visit parasolawnings.com.



Decking, Fascia & Attachment Options

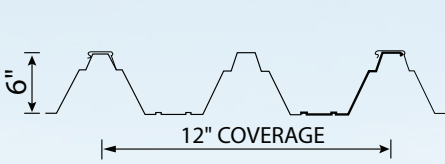


EXTRUDED FASCIA




ROLL FORM FASCIA

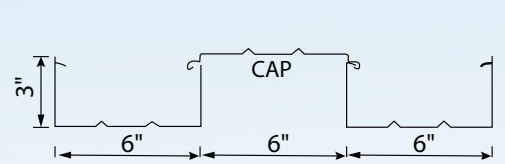
DECKING can be roll form aluminum or extruded aluminum or steel.



W Pan (Roll Form)

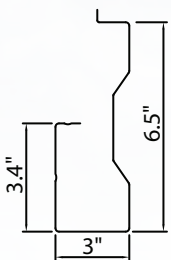


Flat Pan (Roll Form)

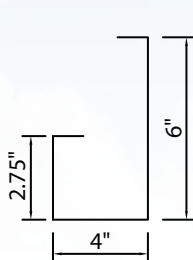


6" Extruded

FASCIA can be roll form aluminum or extruded aluminum.



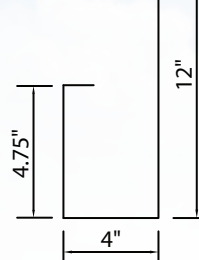
6" Roll Form



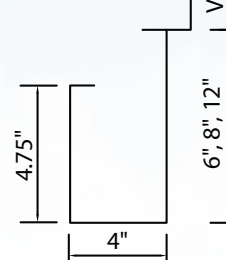
6" Extruded



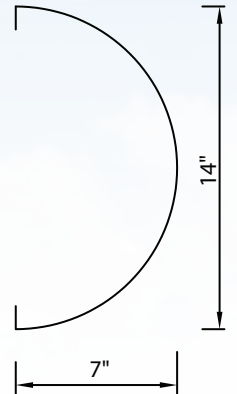
8" Extruded



12" Extruded

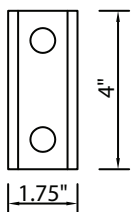


6", 8", 12" Extruded with Offset

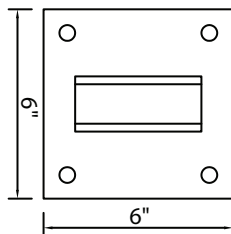


14" Bull Nose

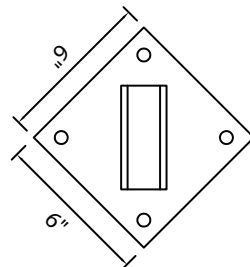
BRACKETS used for Parasol Awnings flat metal canopy.



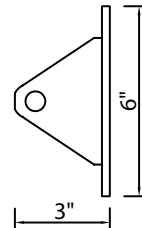
Standard



6" Square

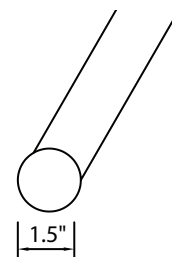


6" Diamond

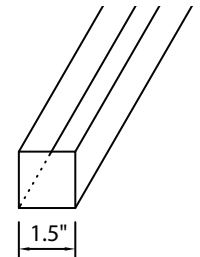


Side View

HANGERS



1.5" Round



1.5" Square

